

# Orientation for Learning 2021

Parent Information Session for  
Kindergarten 2022



# Welcome

Thank you for starting your child's formal  
learning journey with us

Got a question during, add it in the chat!



# Acknowledgement



# What's planned?

2021 Orientation Sessions:

**Session 1:** Thursday November 18 9:15-10:30am

**Session 2:** Friday November 19 9:15-10:30am

**Session 3:** Thursday November 25 9:15-10:30am

**Session 4:** Friday November 26 9:15-10:30am

& Morning Tea Q&A/Yarn



# What's planned?

2022: Best Start assessment Feb 1- Feb 3

2022: Kindergarten Teachers Planning Day Feb 4

2022: Kindergarten Day 1 Feb 7



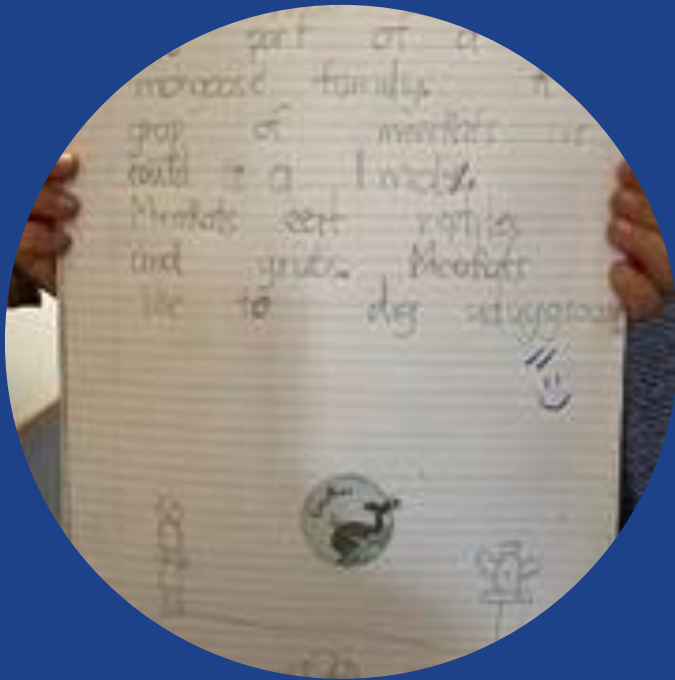


# Education - Macro

Future ready



# Education – Hard Skills vs Soft Skills



Reading

Writing

Mathematics

Content knowledge

Fundamental Movement

Skills.....

Communication

Negotiation

Problem Solving

Creativity

Collaboration

Critical thinking

Positive Mindsets

Resilience....

# What future are we setting our students up for...?

AI, machine learning, jobs not currently existing, technology advancement, automation, sustainability.

Literacy and Numeracy still key!





# Focus on core skills

## Vision:

**Chittaway Bay Public School learning community is committed to a safe, positive and inclusive learning environment, where all students are known, valued and cared for. All students will strive to reach their full potential in all aspects of their education.**



# Curriculum – Key Learning Areas



English

Mathematics

Creative Arts

Personal Development, Health and Physical Education

Geography

History

Science and Technology



## Curriculum - English

Demonstrate active listening behaviours to follow simple instructions and ask relevant questions

Communicate clearly and purposefully when engaging in pair, group and class discussions

Deliver short presentations using familiar and learned vocabulary



## Curriculum - English

Develop reading, viewing and comprehension skills and strategies using context, grammar, word usage and phonics

Read with some fluency and accuracy, drawing support from concepts of print and their developing sound and letter knowledge

Explore and identify some features of texts, including the use of rhyme, letter patterns and sounds in words



## Curriculum - English

Create simple texts and recreate familiar imaginative texts

Know and use letters and sounds of the alphabet to attempt to spell known words.

Write most lower and upper case letters appropriately, using the NSW Foundation Style

Explore the use of digital technologies to construct a variety of multimodal texts



# Curriculum - Mathematics

Students count to 30 and represent numbers to 20 with objects

Recognise the coins and notes of the Australian monetary system

Divide objects into two equal parts and describe them as halves  
identify length, area, volume, capacity and mass, and compare and  
arrange objects according to these attributes.





## Curriculum - Mathematics

Manipulate, sort and represent three-dimensional objects and describe them

Identifying circles, squares, triangles and rectangles.

Connect events and the days of the week and explain the order and duration of events, telling the time on the hour

Use objects to create a data display and interpret data.



# Attendance

Legal requirement

Absences have a significant impact on learning

Notify school within 2 days

Attend office if arriving late or leaving early

SMS system implemented 2019, continuing, likely adding partials in 2022.



# Why attendance matters

When your child misses school they miss important opportunities to...



Learn



Make friends



Build skills through fun

[education.nsw.gov.au](http://education.nsw.gov.au)

# Minutes lost = days lost per year

A couple of minutes here and there doesn't seem like much, but...

When your child misses just...

they miss days per year

**5** mins  
per day

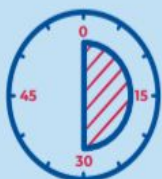


=

**3** days

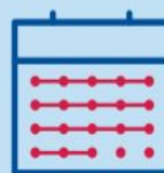


**30** mins  
per day



=

**18** days



Patterns of lateness  
can have a serious  
impact on your child's  
education.

# Enrolment

**Reminder:** Enrolment forms and supporting docs all to be completed. Forms required before starting:

Proof of residency

Birth certificate

Immunisation documentation

Completed enrolment form



# Care of students



Classroom teacher

Playground supervision

Support staff

End of day procedures

Sick or injured...

Medication

Sun Safety

Child Protection (WWCC, Sign-in, gates, etc)





# Communication



**Newsletter (even weeks)**

**Skoolbag app**

**Facebook page**

**Seesaw**

**Reporting**

**Assemblies**

**P/T interviews**

**Personal contact (email/phone/Seesaw)**



# Communication - Approaching the School

CONCERN	APPROPRIATE ACTION
The academic progress of own child	Directly contact the child's teacher either by note, by phone or in person to arrange a suitable time to discuss any issues.
The welfare of own child	<p>For minor issues directly contact your child's teacher to clarify information.</p> <ul style="list-style-type: none"> <li>For more serious concerns, contact office. State nature of concern and arrange a suitable time to talk with class teacher or appropriate staff member.</li> <li>To convey information about change of address, telephone number, emergency contact, custody details, health issues, etc. Please contact the office.</li> </ul>
Actions of other students	<ul style="list-style-type: none"> <li>Contact the class teacher for a classroom problem.</li> <li>Contact the stage supervisor or principal for playground problems.</li> </ul>
School policy or practice	<ul style="list-style-type: none"> <li>Contact office. State nature of concern and make an appointment to see the principal and/or appropriate member of staff.</li> </ul>
Actions of a staff member	<ul style="list-style-type: none"> <li>Contact the office and state concerns to the principal.</li> <li>Arrange to meet directly with the principal and staff member concerned.</li> </ul>



# Student Wellbeing Programs at CBPS



# Student Behaviour Code of Conduct

## Student Behaviour Strategy

NSW public schools are committed to providing safe, supportive and responsive learning environments for everyone. We teach and model the behaviours we value in our students.

At CBPS, we embed a number of whole school, evidence-based programs to assist children to learn the skills needed to be active and informed citizens in society.



## Students are expected to:

- Respect other students, their teachers and school staff and community members
- Follow school and class rules and follow the directions of their teachers
- Comply with the school's uniform policy or dress code
- Attend school every day (unless legally excused)
- Strive for the highest standards in learning



# Positive Behaviour for Learning

## What is PBL?

Positive Behaviour for Learning (PBL) brings together the whole-school community to contribute to developing a positive, safe and supportive learning culture. The framework assists schools to improve social, emotional, behavioural and academic outcomes for children and young people.

When PBL is implemented well, teachers and students have more time to focus on relationships and classroom instruction. Students and staff benefit from:

- reduced inappropriate behaviour
- increased time focused on instruction
- improved social-emotional wellbeing
- positive and respectful relationships among students and staff
- support for teachers to teach, model and respond effectively to student need
- a predictable learning environment where staff and students know what is expected to deliver effective practices that can be sustained over time





# CBPS PBL Expectations

At Chittaway Bay Public School our core expectations are for everyone, everywhere and every time. They included being;

SAFE

RESPONSIBLE

RESPECTFUL and

ENGAGED



# PBL

Each of our school areas has its own unique set of rules as part of each expectation. There are posters displayed in all classroom and signs around the school, displaying the expectations for that specific area. Here is an example of the oval expectations.



# Zones of Regulation

## What are The ZONES of Regulation®?

Concept designed by Leah Kuypers, occupational therapist. The Zones of Regulation is a conceptual framework used to teach students self-regulation.

Zones teaches students:

- Vocabulary of emotional terms
- How to recognise their own emotions
- How to detect emotions of others
- How others interpret their behaviour
- Calming and alerting strategies
- Problem solving skills





## HOW ARE YOU FEELING? CHOOSE YOUR ZONE!

### BLUE ZONE



If I am in the BLUE Zone, I am:

SAD  
UPSET  
TIRED  
SICK  
GUILTY  
MOVING SLOW

If I am in the BLUE Zone, I can:

HAVE A REST BREAK  
TALK TO A TEACHER  
READ A HAPPY STORY  
GET A DRINK

### GREEN ZONE



If I am in the GREEN Zone, I am:

HAPPY  
CALM  
FOCUSED  
CONFIDENT  
FEELING GOOD  
GOOD TO GO

If I am in the GREEN Zone, I can:

LISTEN  
LEARN  
FOLLOW INSTRUCTIONS  
WORK HARD

### YELLOW ZONE



If I am in the YELLOW Zone, I am:

WORRIED  
ANXIOUS/NERVOUS  
FRUSTRATED  
SILLY/WIGGLY  
OVERLY EXCITED  
LOSING SOME CONTROL

If I am in the YELLOW Zone, I can:

READ A BOOK  
TALK TO A TEACHER  
DRAW A PICTURE OF THE  
PROBLEM

### RED ZONE



If I am in the RED Zone, I am:

ANGRY  
MAD  
TERRIFIED  
YELLING  
SCREAMING  
OUT OF CONTROL

If I am in the RED Zone, I can:

TAKE DEEP BREATHS  
GO FOR A WALK OR RUN  
SQUEEZE A BALL  
COUNT TO 100

# How is PBL and Zones of Regulation used at CBPS?

PBL and ZoR are taught explicitly through weekly lessons in every classroom.

Both PBL and ZoR are used in conjunction with each other. There is consistent language around expectations and this is used by staff and students.

Posters are displayed in every classroom and used as a teaching tool and student use is also promoted.



# How to help your child succeed?



**Take an interest**

**Encourage them to enjoy reading**

**Read with and to your child**

**Play simple math games**

**Sleep!!**



# ACTIVITY





# ANSWERS

**My nan got a coat before she went for a bus ride.**

**OR**

**Mie nan got a cot befor shee went for a bus rid.**

**OR**

**Mi nan got a cote beefor shea went for a bus ryd  
beafor**

# How to help your child succeed?



**Nutritious breakfast**

**Communicate with your child's teacher**

**Communicate and discuss things with your child**

**Resolve issues rationally 😊**



## 10 Quick Tips for a successful transition to school

1. Encourage your child to ask questions about going to school.
2. Help your child stay healthy – establish an early bedtime routine and eating a healthy breakfast well before school starts.
3. Encourage your child to try to do things on their own, eg. dressing, washing their hands, unwrapping their food and opening their drink bottle.
4. Familiarise your child with staff names.
5. Show your child where the school is and talk about how you will travel to and from school.

# 10 Quick Tips for a successful transition to school

6. Arrange playdates with other families whose children will be going to the same school as your child.
7. Practise the things your child will need to do to get ready for school, eg. dressing themselves, putting things in their school bag, eating breakfast.
8. Practise putting on and taking off school uniform including , school shoes and jumper/jacket.
9. Arrive at school on time at 8:55am. A late arrival will cause your child anxiety. Avoid unnecessary absences. It is important that your child attends school every day.
10. Be positive about starting school and enjoy your child's excitement.

# Housekeeping 2022



**Enrolment forms and supporting docs all to be completed**

**Best Start assessment Feb 1- Feb 3**

**Kindergarten Day 1 Feb 7**





# Q and A

Any questions??

